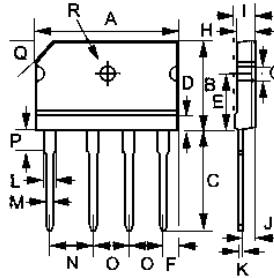


GBJ6005 thru GBJ616

Single Phase Bridge Rectifiers



Dimensions GBJ(RS6M)



GBJ		
DIM.	MIN.	MAX.
A	29.70	30.30
B	19.70	20.30
C	17.0	18.0
D	4.70	4.90
E	10.80	11.20
F	2.30	2.70
G	3.10	3.40
H	3.40	3.80
i	4.40	4.80
J	2.50	2.90
K	0.60	0.80
L	2.00	2.40
M	0.90	1.10
N	9.80	10.20
O	7.30	7.70
P	3.80	4.20
Q	(3.0) x 45°	
R	3.10 ∅	3.40 ∅

All Dimensions in millimeter

	V _{RRM}	V _{RMS}	V _{DC}
	V	V	V
GBJ6005	50	35	50
GBJ602	200	140	200
GBJ604	400	280	400
GBJ606	600	420	600
GBJ608	800	560	800
GBJ612	1200	840	1200
GBJ616	1600	1120	1600

Symbol	Characteristics	Maximum Ratings	Unit
I _{AV}	Maximum Average Forward (With Heatsink Note 2) Rectified Current @T _c =110°C (Without Heatsink)	6.0 2.8	A
I _{FSM}	Peak Forward Surge Current 8.3ms Single Half-Sine-Wave Superimposed On Rated Load (JEDEC METHOD)	170	A
V _F	Maximum Forward Voltage At 3.0A DC	1.0	V
I _R	Maximum DC Reverse Current @T _J =25°C At Rated DC Blocking Voltage @T _J =125°C	5.0 500	uA
I ² t	I ² t Rating For Fusing (t < 8.3 ms)	120	A ² S
C _J	Typical Junction Capacitance Per Element (Note 1)	55	pF
R _{θJC}	Typical Thermal Resistance (Note 2)	1.8	°C/W
T _J	Operating Temperature Range	-55 to +150	°C
T _{STG}	Storage Temperature Range	-55 to +150	°C

NOTES: 1. Measured At 1.0MHz And Applied Reverse Voltage Of 4.0V DC.
2. Device Mounted On 75mm x 75mm x 1.6mm Cu Plate Heatsink.

FEATURES

- * Rating to 1000V PRV
- * Ideal for printed circuit board
- * Low forward voltage drop, high current capability
- * Reliable low cost construction utilizing molded plastic technique results in inexpensive product
- * RoHS compliant

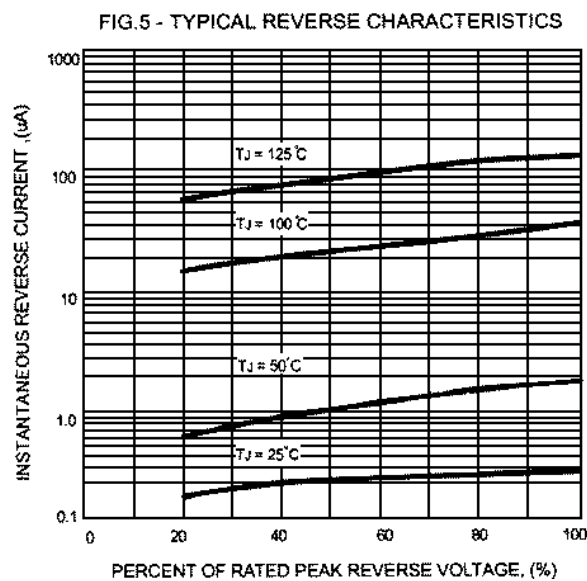
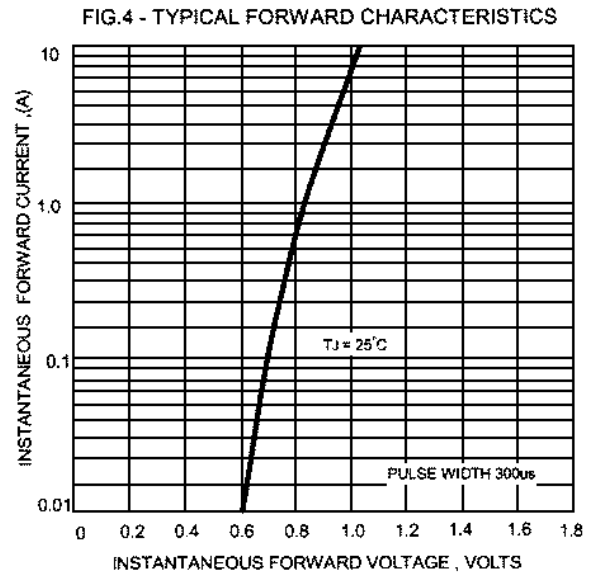
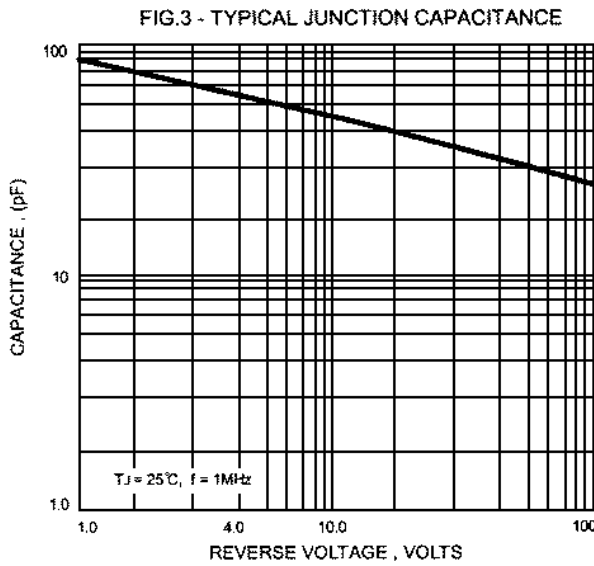
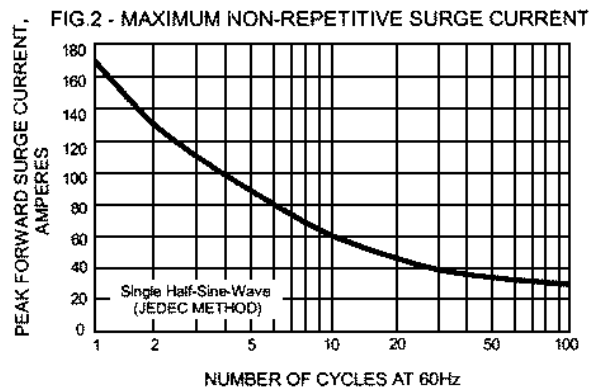
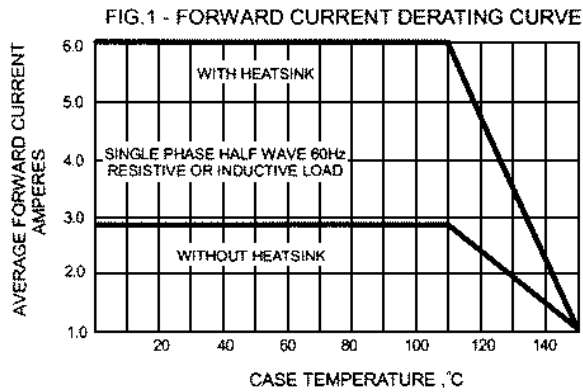
MECHANICAL DATA

- * Polarity: Symbols molded on body
- * Weight: 7 grams
- * Mounting position: Any

Sirectifier®

GBJ6005 thru GBJ616

Single Phase Bridge Rectifiers



Sirectifier®