

STT500GKXXBT

Thyristor-Thyristor Modules

Symbol	Test Conditions	Characteristic Values	Unit
I_{RRM}	$T_{VJ}=T_{VJM}; V_R=V_{RRM}$	30	mA
V_{TM}	$I_{TM}=1500A; T_{VJ}=25^{\circ}C$	1.65	V
V_{TO}	For power-loss calculations only ($T_{VJ}=T_{VJM}$)	0.8	V
r_T		0.38	m Ω
V_{GT}	$V_D=6V; T_{VJ}=25^{\circ}C$ $T_{VJ}=-40^{\circ}C$	2 3	V
I_{GT}	$V_D=6V; T_{VJ}=25^{\circ}C$ $T_{VJ}=-40^{\circ}C$	300 400	mA
V_{GD}	$T_{VJ}=T_{VJM}; V_D=2/3V_{DRM}$	0.25	V
I_{GD}	$T_{VJ}=T_{VJM}; V_D=2/3V_{DRM}$	10	mA
I_L	$T_{VJ}=25^{\circ}C; t_p=30\mu s; V_D=6V$ $I_G=1A; di_G/dt=1A/\mu s$	400	mA
I_H	$T_{VJ}=25^{\circ}C; V_D=6V; R_{GK}=\infty$	300	mA
t_{gd}	$T_{VJ}=25^{\circ}C; V_D=1/2V_{DRM}$ $I_G=1A; di_G/dt=1A/\mu s$	2	μs
t_q	$T_{VJ}=T_{VJM}; I_T=500A; t_p=200\mu s; -di/dt=10A/\mu s$ $V_R=100V; dv/dt=50V/\mu s; V_D=2/3V_{DRM}$ typ.	350	μs
R_{thJC}	DC current	0.072	K/W
R_{thJK}	DC current	0.096	K/W
ds	Creeping distance on surface	12.7	mm
da	Creepage distance in air	9.6	mm
a	Maximum allowable acceleration	50	m/s ²

FEATURES

- * International standard package
- * Copper base plate
- * Pressure Contact Technology
- * BusBar Terminal
- * Isolation voltage 3600 V~
- * UL file NO.310749
- * RoHS compliantce

APPLICATIONS

- * Motor control, softstarter
- * Power converter
- * Heat and temperature control for industrial furnaces and chemical processes
- * Lighting control
- * Solid state switches

ADVANTAGES

- * Simple mounting
- * Improved temperature and power cycling
- * Reduced protection circuits

Sirectifier[®]

STT500GKXXBT

Thyristor-Thyristor Modules

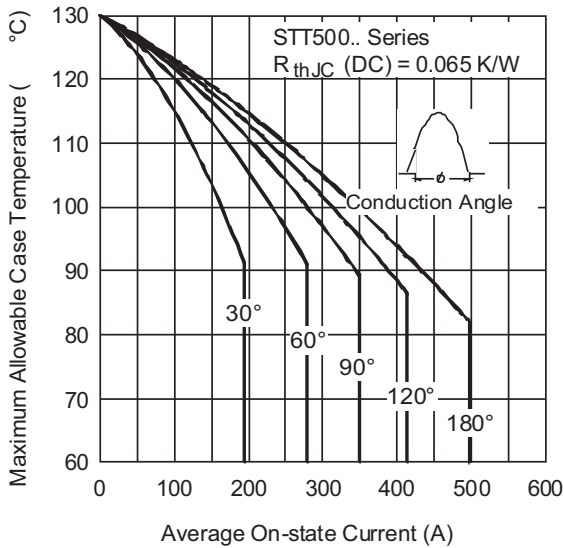


Fig. 1 - Current Ratings Characteristics

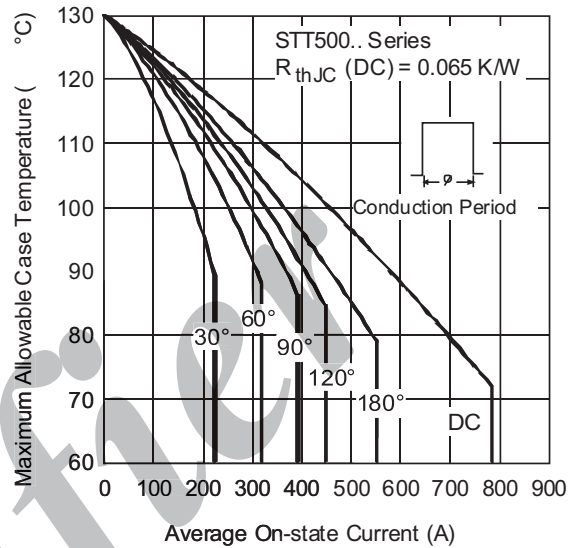


Fig. 2 - Current Ratings Characteristics

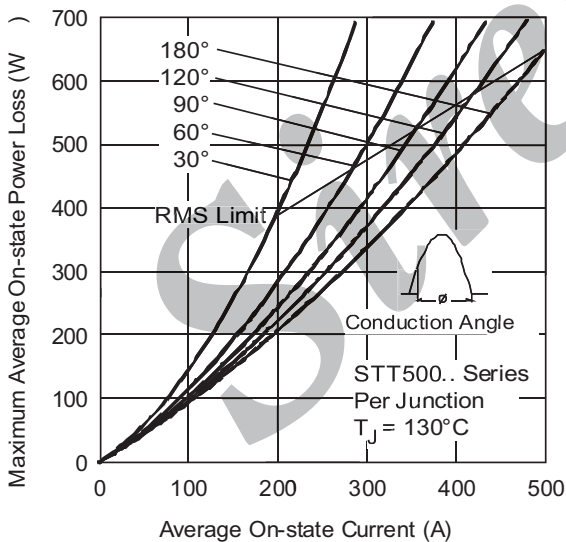


Fig. 3 - On-state Power Loss Characteristics

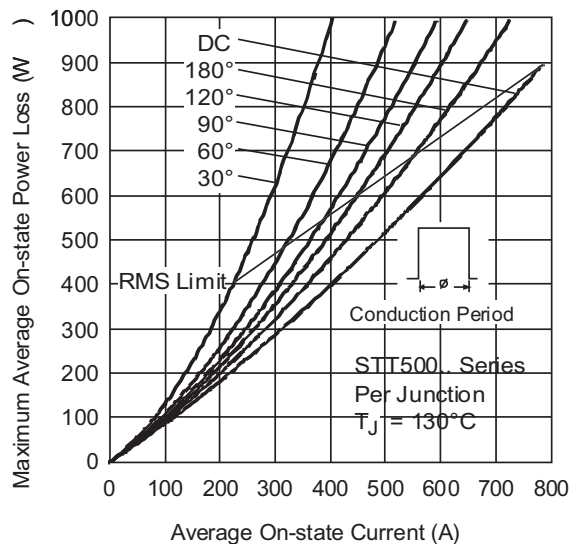


Fig. 4 - On-state Power Loss Characteristics

STT500GKXXBT

Thyristor-Thyristor Modules

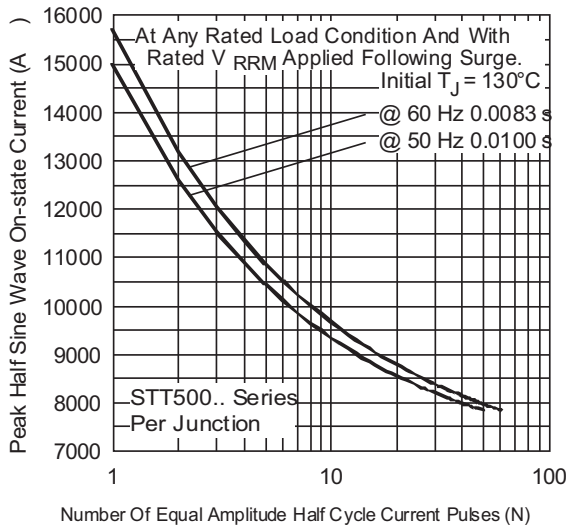


Fig. 5 - Maximum Non-Repetitive Surge Current

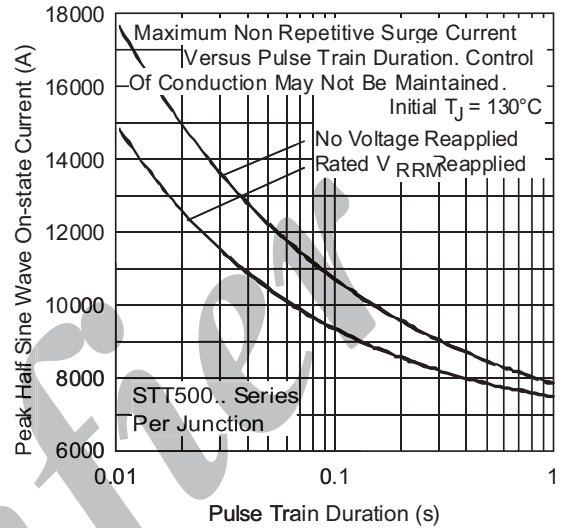


Fig. 6 - Maximum Non-Repetitive Surge Current

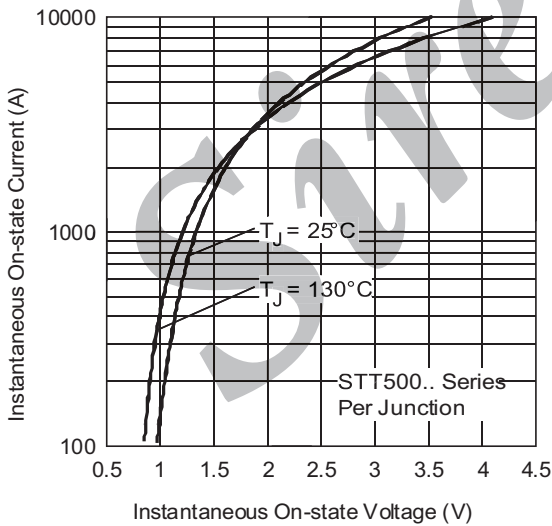


Fig. 7 - On-state Voltage Drop Characteristics

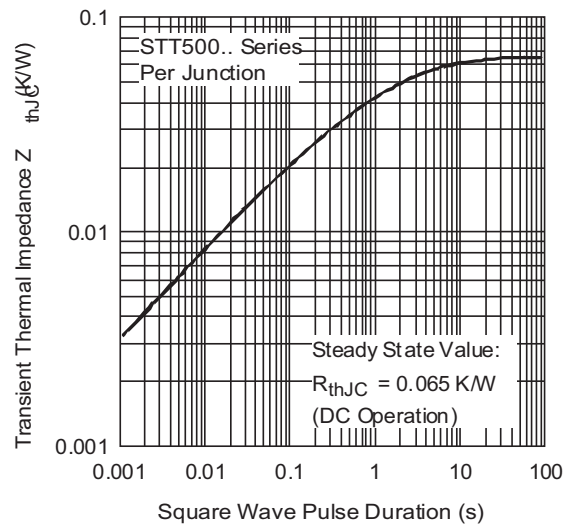


Fig. 8 - Thermal Impedance Z_{thjC} Characteristics

STT500GKXXBT

Thyristor-Thyristor Modules

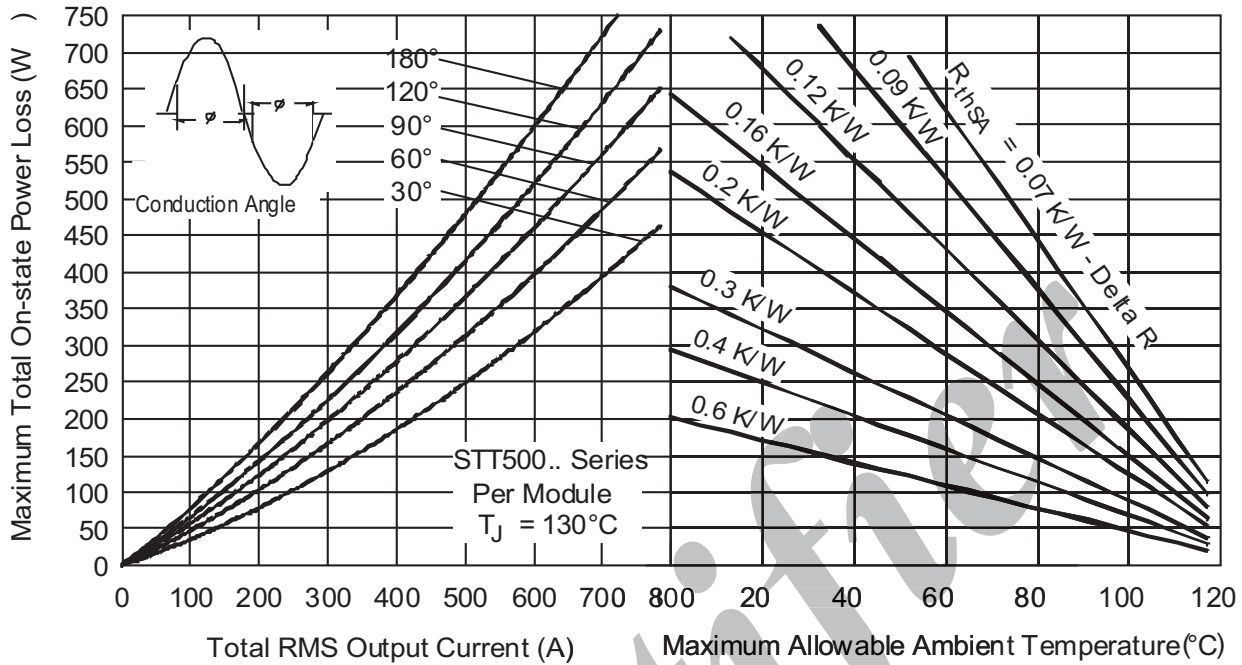


Fig. 9 - On-state Power Loss Characteristics

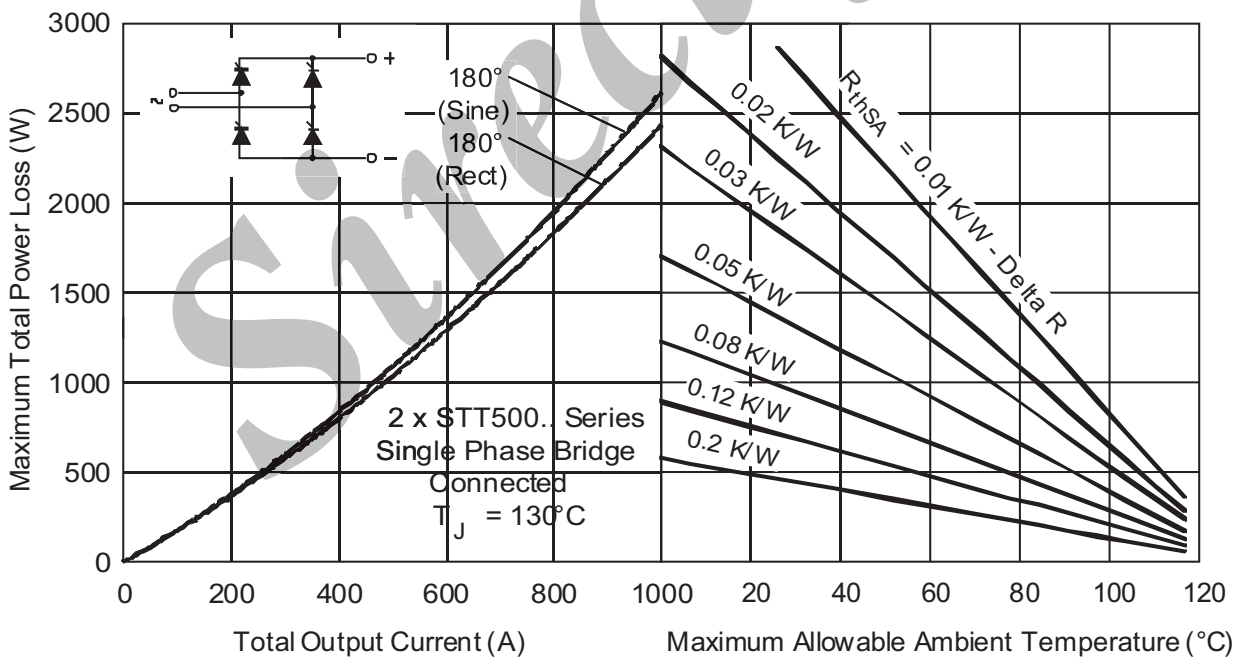


Fig. 10 - On-state Power Loss Characteristics

STT500GKXXBT

Thyristor-Thyristor Modules

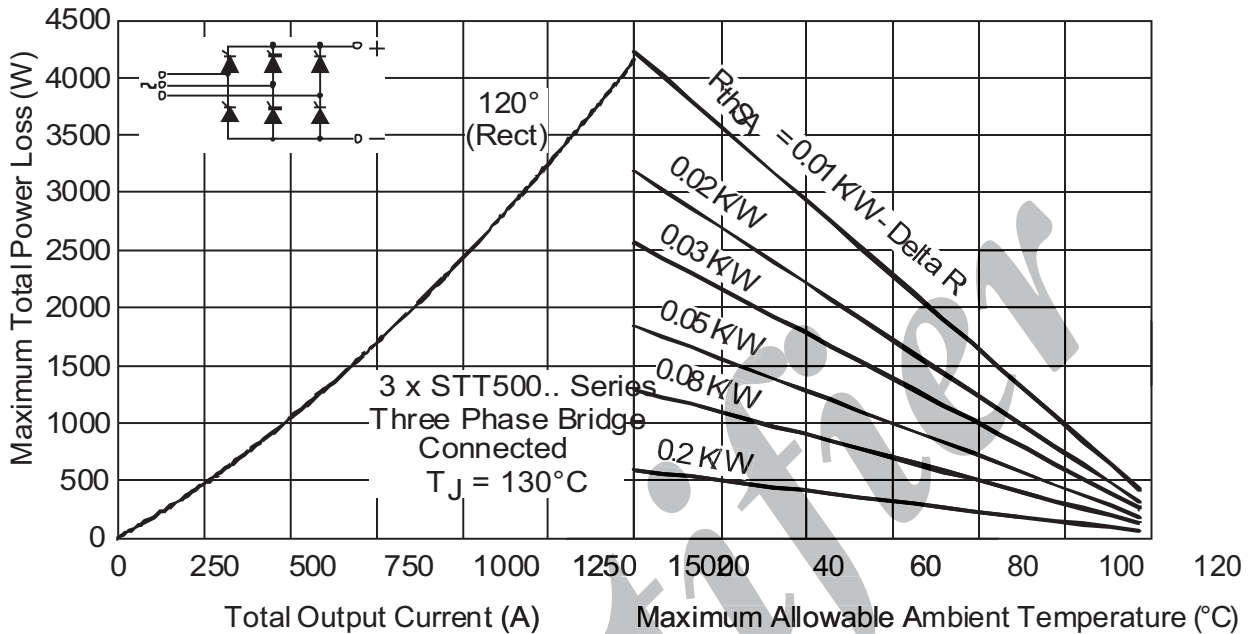


Fig. 11 - On-state Power Loss Characteristics

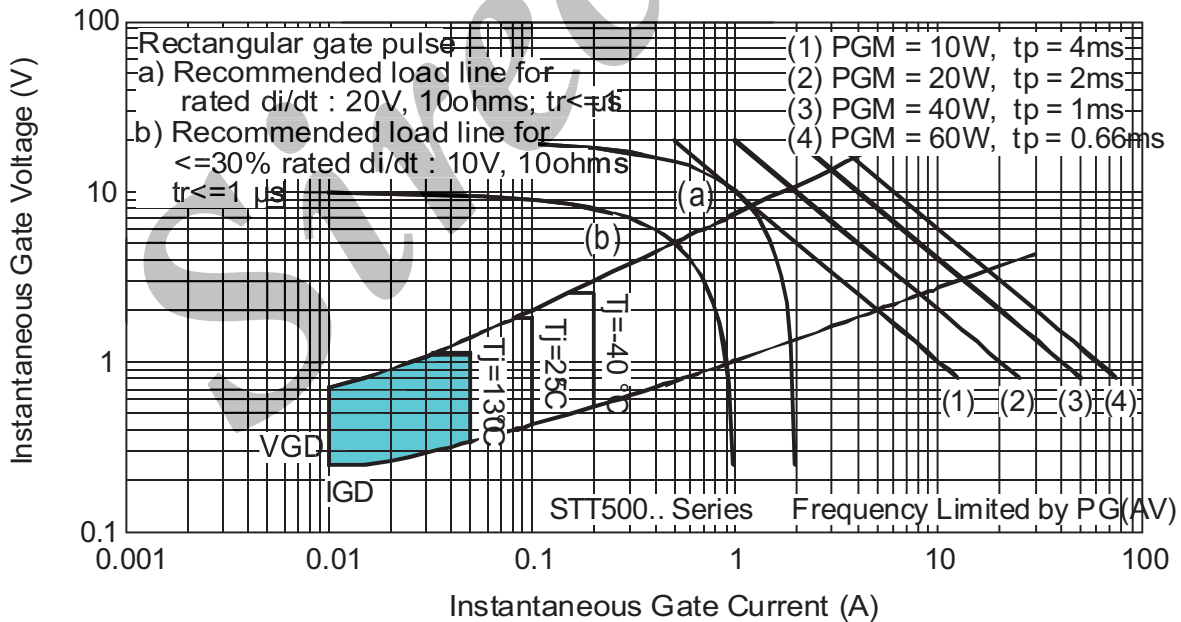


Fig. 12 - Gate Characteristics